



STUDENT SATISFACTION SURVEY REPORT FOR THE AY 2020-21

The Student Satisfaction Survey was conducted online by sending Microsoft link from IQAC for the AY 2020-2021 and the analysis report is as below:

Around 30% of students participated in the survey

QUESTION NUMBER	AVERAGE SCORE	QUESTION NUMBER	AVERAGE SCORE
1	4.4	11	4.33
2	4.37	12	4.25
3	4.41	13	4.15
4	4.31	14	4.08
5	4.34	15	4.16
6	4.18	16	4.17
7	4.09	17	4.21
8	4.22	18	4.13
9	4.16	19	4.1
10	4.23	20	4.24

1. How much of the syllabus was covered in the class?

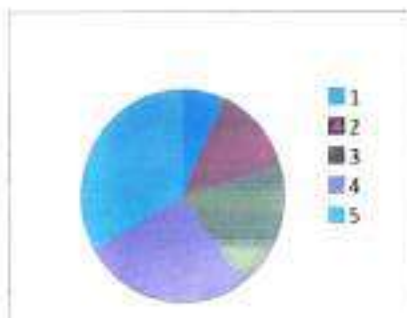
5 – 85 to 100%

4 – 70 to 84%

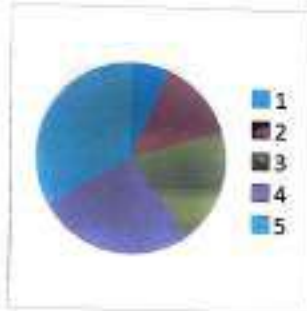
3 – 55 to 69%

2 – 30 to 54%

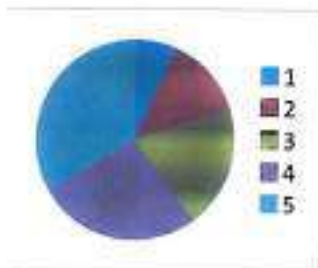
1 – Below 30%



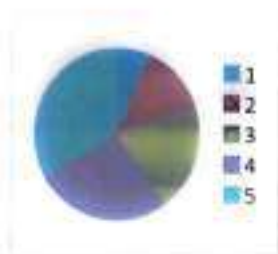
2. How well did the teachers prepare for the classes?
- 5 – Thoroughly
 - 4 – Satisfactorily
 - 3 – Poorly
 - 2 – Indifferently
 - 1 – Won't teach at all



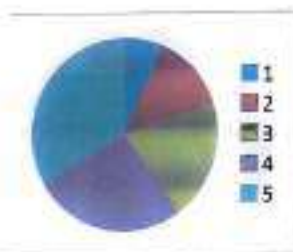
3. How well were the teachers able to communicate?
- 5 – Always effective
 - 4 – Sometimes effective
 - 3 – Just satisfactorily
 - 2 – Generally ineffective
 - 1 – Very poor communication



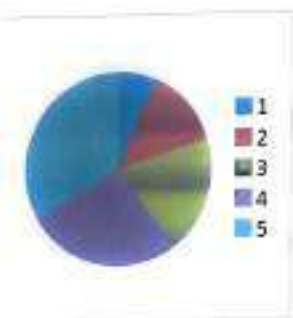
4. The teacher's approach to teaching can best be described as
- 5 – Excellent
 - 4 – Very good
 - 3 – Good
 - 2 – Fair
 - 1 – Poor



5. Fairness of the internal evaluation process by the teachers.
- 5 – Always fair
 - 4 – Usually fair
 - 3 – Sometimes unfair
 - 2– Usually unfair
 - 1– Unfair



6. Was your performance in assignments discussed with you?
- 5 – Every time
 - 4– Usually
 - 3– Occasionally/Sometimes
 - 2– Rarely
 - 1– Never



7. The institute takes active interest in promoting internship, student exchange, field visit opportunities for students.

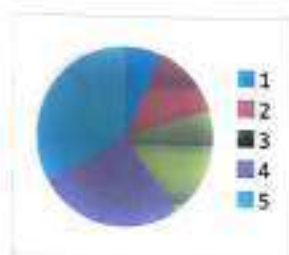
5- Regularly

4- Often

3- Sometimes

2- Rarely

1- Never



8. The teaching and mentoring process in your institution facilitates you in cognitive, social and emotional growth.

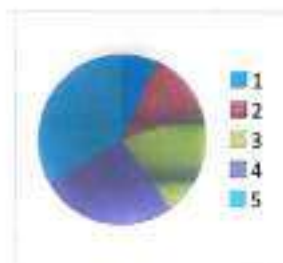
5- Significantly

4- Very well

3- Moderately

2- Marginally

1- Not at all



9. The institution provides multiple opportunities to learn and grow.

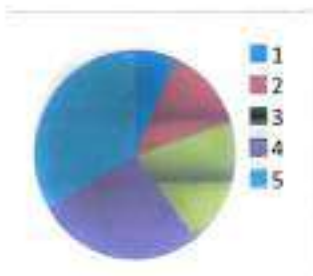
5- Strongly agree

4- Agree

3- Neutral

2- Disagree

1- Strongly disagree



10. Teachers inform you about your expected competencies, course outcomes and programme outcomes.

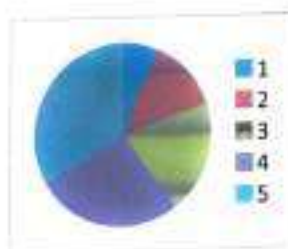
5 - Every time

4- Usually

3- Occasionally/Sometimes

2- Rarely

1- Never



11. Your mentor does a necessary follow-up with an assigned task to you.

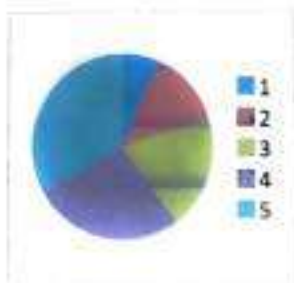
5- Every time

4- Usually

3- Occasionally/Sometimes

2- Rarely

1 - I don't have a mentor



12. The teachers illustrate the concepts through examples and applications.

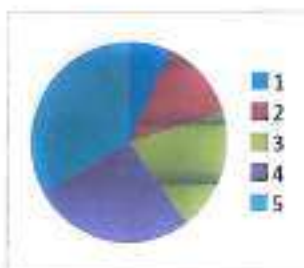
5 – Every time

4 – Usually

3 – Occasionally/Sometimes

2 – Rarely

1 – Never



13. The teachers identify your strengths and encourage you with providing right level of challenges.

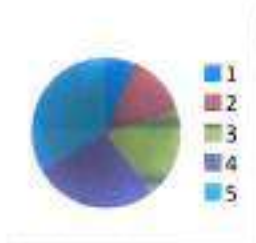
5 – Fully

4 – Reasonably

3 – Partially

2 – Slightly

1 – Unable to



14. Teachers are able to identify your weaknesses and help you to overcome them.

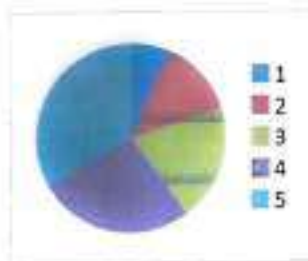
5 – Every time

4 – Usually

3 – Occasionally/Sometimes

2 – Rarely

1 – Never



15. The institution makes effort to engage students in the monitoring, review and continuous quality improvement of the teaching learning process.

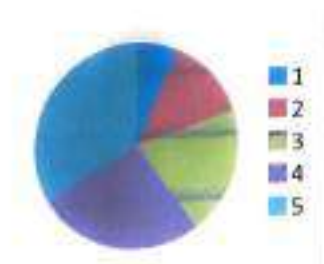
5 – Strongly agree

4 – Agree

3 – Neutral

2 – Disagree

1 – Strongly disagree



16. The institute/ teachers use student centric methods, such as experiential learning, participative learning and problem solving methodologies for enhancing learning experiences.

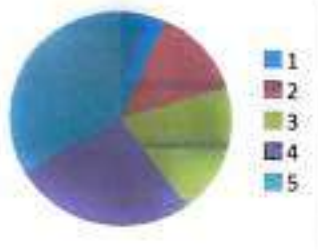
5 – To a great extent

4– Moderate

3– Some what

2– Very little

1– Not at all



17. Teachers encourage you to participate in extracurricular activities.

5 – Strongly agree

4– Agree

3– Neutral

2– Disagree

1– Strongly disagree



18. Efforts are made by the institute/ teachers to inculcate soft skills, life skills and employability skills to make you ready for the world of work.

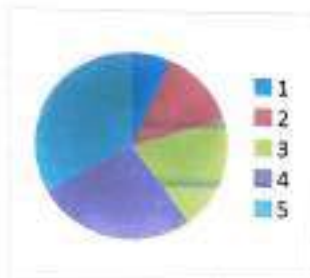
5 – To a great extent

4– Moderate

3– Some what

2– Very little

1– Not at all



19. What percentage of teachers use ICT tools such as LCD projector, Multimedia, etc. while teaching.

5 – Above 90%

4– 70 – 89%

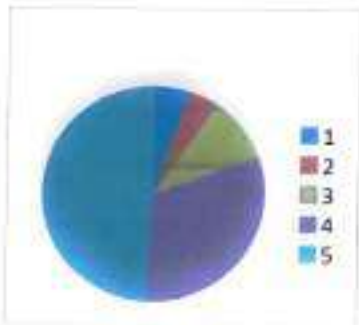
3– 50 – 69%

2– 30 – 49%

1– Below 29%



20. The overall quality of teaching-learning process in your institute is very good.
- 5 – Strongly agree
 - 4 – Agree
 - 3 – Neutral
 - 2 – Disagree
 - 1 – Strongly disagree



IQAC Director
IQAC
30/6/21

Principal
30-06-2021
Principal, DBIT